

RD25Q.1.S系列 - 桥式两侧可打开

Series of RD25Q.1.S - Bridge type open of both side



闭合状态：
Opening type:

- Q** 桥式
Bridge type
- F** 全封闭式
Enclosed
- BF** 半封闭式
Semi-enclosed

注：无字母为普通型
Note: blank means general type

打开方式：
Opening way:


- B** 不可打开
Non-opening
- S** 双侧打开
Open of both side
- W** 外侧打开
Exterior opening
- N** 内侧打开
Interior opening
- F** 无需打开
Without opening

款式：
Style:

- Q.B** 桥式不可打开
Bridge type non-opening
- Q.N** 桥式内侧开
Bridge type interior opening
- Q.W** 桥式外侧开
Bridge type exterior opening
- Q.S** 桥式双侧可打开
Bridge type both side opening
- BF.B** 半封闭不可开
Semi-enclosed non-opening
- BF.N** 半封闭内侧开
Semi-enclosed interior opening
- BF.W** 半封闭外侧开
Semi-enclosed exterior opening
- BF.S** 半封闭双侧开
Semi-enclosed both side opening
- F.N** 封闭式内侧开
Enclosed interior opening
- F.W** 封闭式外侧开
Enclosed exterior opening
- F.S** 封闭式双侧开
Enclosed both side opening

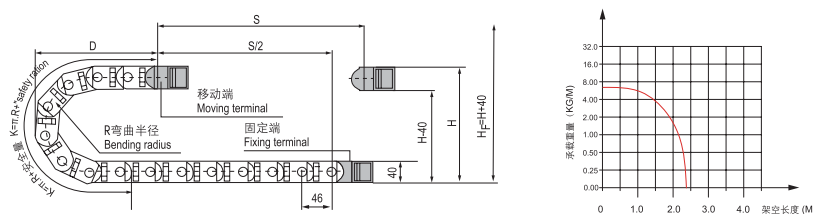
接头类型：
Bracket type:

- X** 斜型接头
Oblique bracket
- F** 方型接头
Square bracket



- ◎ The cable chain tested service life is up to 20 million times.
- ◎ The ledge of cable chain is able to open to inspect or replace cable.
- ◎ The cable chain can be mounted separator and cross separator to divide space and effectively protect cables. (See accessories table)
- ◎ The inclined "X" type connector can be mounted pectinate plate to fix cable. (See accessories table)
- ◎ The cable chain is suitable for a diameter of 22mm or less of cable.
- ◎ 测试使用寿命达 2 千万次
- ◎ 可将拖链内外侧挡片打开，方便检查或更换线缆
- ◎ 可装竖隔片、横隔片区分空间，更有效保护线缆（见选配区）
- ◎ "X" 型接头可配梳状板，更好的固定线缆（见选配区）
- ◎ 适用于直径 22 毫米以下线缆

主要技术参数 Basic technical data



节距 = 46mm, 每米节数 = 22, 链长 = S/2 + K, S = 行程距离, $K = \pi \cdot R + "$ 安全量"
Pitch = 46mm, link per meter = 22, length of chain = S/2 + K, S = stroke. $K = \pi \cdot R + "$ safety ration"

R	55	63	75	100	125	150	225
H	150	166	190	240	290	340	490
D	121	129	141	166	191	216	291
K	276	322	368	414	506	598	828

安装实际高度: $H_f = H + 40\text{mm}$ (负载 1.0kg/m)
Actual mounting height: $H_f = H + 40\text{mm}$ (load 1.0kg/m)

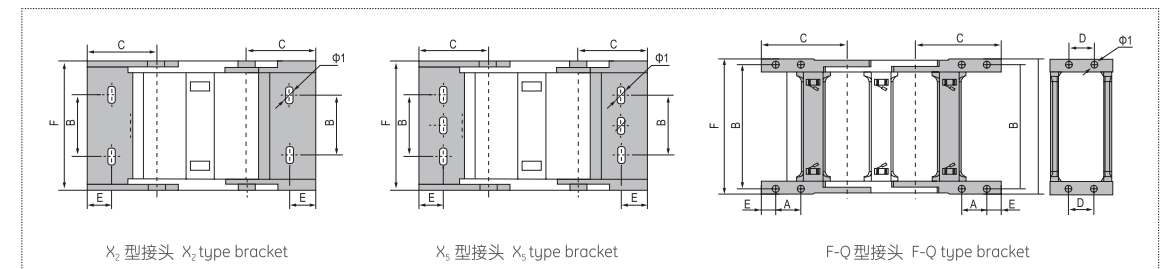
RD25Q.1.S 系列 - 桥式两侧可打开 Series of RD25Q.1.S - Bridge type open of both side



系列号 Series No.	内高 Hi	内宽 Bi	外高 Ha	外宽 Ba	款式 Styles	弯曲半径 Bending radius R	固定接头类型及参数 Bracket type and parameters							代号 No.	
							可配接头类型 Applicable bracket type	孔径 Bore diameter $\phi 1$	孔距 (mm) hole distance						
RD25Q.1.38S	25	38	40	55	Q.S	55,63,75,100, 125, 150,225	X_2	6.2*12L	25	43	10	54	RD25Q.1.38S-XJT		
							F-Q	6	13	63	47	15	13	72	RD25Q.1.38S-FJT
RD25Q.1.50S	25	50	40	67	Q.S		F-Q	6	13	75	47	15	13	84	RD25Q.1.50S-FJT
							X_2	6.2*12L	44	43	10.2	73	RD25Q.1.57S-XJT		
RD25Q.1.57S	25	57	40	74	Q.S		F-Q	6	13	82	47	15	13	91	RD25Q.1.57S-FJT
RD25Q.1.60S	25	60	40	77	Q.S		F-Q	6	13	85	47	15	13	94	RD25Q.1.60S-FJT
RD25Q.1.75S	25	75	40	92	Q.S		F-Q	6	13	100	47	15	13	109	RD25Q.1.75S-FJT
RD25Q.1.77S	25	77	40	94	Q.S		X_5	6.2*12L	64	43	10.5	93	RD25Q.1.77S-XJT		
							F-Q	6	13	102	47	15	13	111	RD25Q.1.77S-FJT
RD25Q.1.100S	25	100	40	117	Q.S		F-Q	6	13	125	47	15	13	134	RD25Q.1.100S-FJT
RD25Q.1.103S	25	103	40	120	Q.S	F-Q	6	13	128	47	15	13	137	RD25Q.1.103S-FJT	
RD25Q.1.125S	25	125	40	142	Q.S	F-Q	6	13	150	47	15	13	159	RD25Q.1.125S-FJT	

注：S 表示两侧可打开
Note: S indicates that the both side open

固定接头类型及参数 Fix bracket type and parameters (见表格 See table)



订货示例 Order Sample

示例 拖链内高 25mm、内宽 38mm、半径 55mm、长度 1 米 / 22 节 (Sample: inner height 25mm, inner width 38mm, radius 55mm, length 1 meter / 22 links)

拖链 chain RD25Q.1.38S R55 1000mm / 22 Links

接头 Bracket RD25Q.1.38S-XJT 副 (Set)

配件 Accessories 每节装 1 个竖隔片 / 1 个横隔片 (1 vertical shim / 1 horizontal shim can be mounted in every link)

注：可根据客户要求定制各种规格。 Note: Various sizes can be customized according to customer requirements.